

SNORE Battle at Primm H2 Sat

Primm

February 10, 2018

Class7s

Finish	Name	Nbr	Brand	Lap 1			Lap 2			Lap 3			Lap 4		
				Lap Time	Pos	Elapsed	Lap Time	Pos	Elapsed	Lap Time	Pos	Elapsed	Lap Time	Pos	Elapsed
1	Brian Baker	7121	UNK	00:17:51.914	3	00:17:51.914	00:14:59.330	3	00:32:51.244	00:02:25.557	1	00:35:16.801	00:21:22.564	1	00:56:39.365
2	Kevin Baugh	7173	UNK	00:15:10.206	1	00:15:10.206	00:14:41.038	1	00:29:51.244	00:14:42.412	2	00:44:33.656	00:14:47.881	2	00:59:21.537
3	Justin Park	7147	UNK	00:16:12.731	2	00:16:12.731	00:15:42.334	2	00:31:55.065	00:15:35.303	3	00:47:30.368	00:14:59.997	3	01:02:30.365
4	Darryl Zygela	7118	UNK	00:18:09.365	4	00:18:09.365	00:14:41.879	4	00:32:51.244	00:14:41.234	4	00:47:32.478	00:21:40.425	4	01:09:12.903



SNORE Battle at Primm H2 Sat

Primm

February 10, 2018

Stock Bug

Finish	Name	Nbr	Brand	Lap 1			Lap 2			Lap 3			Lap 4		
				Lap Time	Pos	Elapsed	Lap Time	Pos	Elapsed	Lap Time	Pos	Elapsed	Lap Time	Pos	Elapsed
1	Ryan Rodriguez	1191	VW	00:17:06.470	1	00:17:06.470	00:17:20.916	1	00:34:27.386	00:17:04.650	1	00:51:32.036			
2	Cory Vandermark	1102	VW	00:17:39.728	2	00:17:39.728	00:17:17.307	2	00:34:57.035	00:17:14.779	2	00:52:11.814			
3	Steven Bertrand	1180	UNK	00:18:11.643	3	00:18:11.643	00:17:32.871	3	00:35:44.514	00:17:24.762	3	00:53:09.276			
4	Robert Johnson	1100	VW	00:24:53.957	5	00:24:53.957	00:19:00.392	5	00:43:54.349	00:19:22.975	4	01:03:17.324			
5	Ryan Kennedy	1165	UNK	00:20:37.831	4	00:20:37.831	00:20:59.493	4	00:41:37.324						



SNORE Battle at Primm H2 Sat

Primm

February 10, 2018

Class 13

Finish	Name	Nbr	Brand	Lap 1			Lap 2			Lap 3			Lap 4		
				Lap Time	Pos	Elapsed	Lap Time	Pos	Elapsed	Lap Time	Pos	Elapsed	Lap Time	Pos	Elapsed
1	David Meek	1341	UNK	00:15:29.908	2	00:15:29.908	00:15:30.233	3	00:31:00.141	00:15:24.884	3	00:46:25.025	00:15:20.666	1	01:01:45.691
2	Scott Smith	1302	UNK	00:15:50.618	5	00:15:50.618	00:15:29.306	5	00:31:19.924	00:15:32.455	5	00:46:52.379	00:15:22.783	2	01:02:15.162
3	Bill Shapley	1380	UNK	00:15:58.921	6	00:15:58.921	00:15:30.440	6	00:31:29.361	00:15:31.559	6	00:47:00.920	00:15:35.330	3	01:02:36.250
4	Bree Cloud	1336	VW	00:16:14.162	7	00:16:14.162	00:15:56.327	7	00:32:10.489	00:15:50.985	7	00:48:01.474	00:15:47.696	5	01:03:49.170
5	Heather Merrmann	1330	UNK	00:15:41.231	4	00:15:41.231	00:15:35.713	4	00:31:16.944	00:15:13.624	4	00:46:30.568	00:17:54.797	6	01:04:25.365
6	Jennifer Morton	1310	UNK	00:15:38.746	3	00:15:38.746	00:15:14.879	2	00:30:53.625	00:15:16.141	2	00:46:09.766	00:17:21.510	4	01:03:31.276
7	Ted Baker	1345	UNK	00:17:11.829	9	00:17:11.829	00:16:43.062	9	00:33:54.891	00:16:41.828	9	00:50:36.719	00:16:29.675	7	01:07:06.394
8	Julie Boyer	1362	UNK	00:16:52.710	8	00:16:52.710	00:16:19.035	8	00:33:11.745	00:16:16.117	8	00:49:27.862	00:20:12.826	8	01:09:40.688
9	Danielle Shapley	1313	UNK	00:18:57.300	11	00:18:57.300	00:17:19.754	10	00:36:17.054	00:17:17.147	10	00:53:34.201	00:16:48.436	9	01:10:22.637
10	Ken Freeman	1301	UNK	00:15:11.038	1	00:15:11.038	00:14:53.753	1	00:30:04.791	00:14:49.373	1	00:44:54.164			
11	Richard Diaz	1388	UNK	00:23:29.222	12	00:23:29.222	00:23:11.603	11	00:46:40.825	00:23:11.624	11	01:09:52.449			
12	James Mc Cay	1355	UNK	00:18:57.150	10	00:18:57.150									



SNORE Battle at Primm H2 Sat

Primm

February 10, 2018

Unlimited Sportsman

Finish	Name	Nbr	Brand	Lap 1			Lap 2			Lap 3			Lap 4		
				Lap Time	Pos	Elapsed	Lap Time	Pos	Elapsed	Lap Time	Pos	Elapsed	Lap Time	Pos	Elapsed
1	Jeremy Davis	1527	UNK	00:14:51.228	5	00:14:51.228	00:14:23.292	3	00:29:14.520	00:14:17.365	2	00:43:31.885	00:14:11.692	1	00:57:43.577
2	Max Bender	1587	UNK	00:14:47.992	4	00:14:47.992	00:14:38.107	4	00:29:26.099	00:14:29.662	3	00:43:55.761	00:14:44.432	2	00:58:40.193
3	Fred Hatch	1553	UNK	00:15:03.211	6	00:15:03.211	00:16:06.257	5	00:31:09.468	00:13:55.587	4	00:45:05.055	00:13:50.327	3	00:58:55.382
4	Carl Dawson	1511	UNK	00:13:33.085	2	00:13:33.085	00:27:46.771	10	00:41:19.856	00:13:39.853	7	00:54:59.709	00:13:42.599	4	01:08:42.308
5	Rick Hockstra	1595	UNK	00:16:12.564	10	00:16:12.564	00:24:43.566	9	00:40:56.130	00:15:00.811	8	00:55:56.941	00:14:16.978	5	01:10:13.919
6	Jacob Frye	1513	UNK	00:15:56.948	8	00:15:56.948	00:24:17.084	8	00:40:14.032	00:15:56.854	9	00:56:10.886	00:16:17.705	6	01:12:28.591
7	Richard Diaz	1598	UNK	00:13:33.370	3	00:13:33.370	00:13:09.311	1	00:26:42.681	00:13:04.426	1	00:39:47.107			
8	Greg Goltz	1586	UNK	00:15:21.696	7	00:15:21.696	00:16:19.812	6	00:31:41.508	00:14:33.171	5	00:46:14.679			
9	Michael Eaton	1551	UNK	00:17:20.344	11	00:17:20.344	00:16:32.838	7	00:33:53.182	00:16:00.465	6	00:49:53.647			
10	Beau Johnson	1541	UNK	00:13:27.124	1	00:13:27.124	00:13:22.838	2	00:26:49.962						
11	Keith Hoekstra	1544	UNK	00:15:59.805	9	00:15:59.805									



SNORE Battle at Primm H2 Sat

Primm

February 10, 2018

Class7s

Finish	Name	Nbr	Brand	Lap 1			Lap 2			Lap 3			Lap 4		
				Lap Time	Pos	Elapsed	Lap Time	Pos	Elapsed	Lap Time	Pos	Elapsed	Lap Time	Pos	Elapsed
1	Brian Baker	7121	UNK	00:17:51.914	3	00:17:51.914	00:14:59.330	3	00:32:51.244	00:02:25.557	1	00:35:16.801	00:21:22.564	1	00:56:39.365
2	Kevin Baugh	7173	UNK	00:15:10.206	1	00:15:10.206	00:14:41.038	1	00:29:51.244	00:14:42.412	2	00:44:33.656	00:14:47.881	2	00:59:21.537
3	Justin Park	7147	UNK	00:16:12.731	2	00:16:12.731	00:15:42.334	2	00:31:55.065	00:15:35.303	3	00:47:30.368	00:14:59.997	3	01:02:30.365
4	Darryl Zygela	7118	UNK	00:18:09.365	4	00:18:09.365	00:14:41.879	4	00:32:51.244	00:14:41.234	4	00:47:32.478	00:21:40.425	4	01:09:12.903



SNORE Battle at Primm H2 Sat

Primm

February 10, 2018

Stock Bug

Finish	Name	Nbr	Brand	Lap 1			Lap 2			Lap 3			Lap 4		
				Lap Time	Pos	Elapsed	Lap Time	Pos	Elapsed	Lap Time	Pos	Elapsed	Lap Time	Pos	Elapsed
1	Ryan Rodriguez	1191	VW	00:17:06.470	1	00:17:06.470	00:17:20.916	1	00:34:27.386	00:17:04.650	1	00:51:32.036			
2	Cory Vandermark	1102	VW	00:17:39.728	2	00:17:39.728	00:17:17.307	2	00:34:57.035	00:17:14.779	2	00:52:11.814			
3	Steven Bertrand	1180	UNK	00:18:11.643	3	00:18:11.643	00:17:32.871	3	00:35:44.514	00:17:24.762	3	00:53:09.276			
4	Robert Johnson	1100	VW	00:24:53.957	5	00:24:53.957	00:19:00.392	5	00:43:54.349	00:19:22.975	4	01:03:17.324			
5	Ryan Kennedy	1165	UNK	00:20:37.831	4	00:20:37.831	00:20:59.493	4	00:41:37.324						



SNORE Battle at Primm H2 Sat

Primm

February 10, 2018

Class 13

Finish	Name	Nbr	Brand	Lap 1			Lap 2			Lap 3			Lap 4		
				Lap Time	Pos	Elapsed	Lap Time	Pos	Elapsed	Lap Time	Pos	Elapsed	Lap Time	Pos	Elapsed
1	David Meek	1341	UNK	00:15:29.908	2	00:15:29.908	00:15:30.233	3	00:31:00.141	00:15:24.884	3	00:46:25.025	00:15:20.666	1	01:01:45.691
2	Scott Smith	1302	UNK	00:15:50.618	5	00:15:50.618	00:15:29.306	5	00:31:19.924	00:15:32.455	5	00:46:52.379	00:15:22.783	2	01:02:15.162
3	Bill Shapley	1380	UNK	00:15:58.921	6	00:15:58.921	00:15:30.440	6	00:31:29.361	00:15:31.559	6	00:47:00.920	00:15:35.330	3	01:02:36.250
4	Bree Cloud	1336	VW	00:16:14.162	7	00:16:14.162	00:15:56.327	7	00:32:10.489	00:15:50.985	7	00:48:01.474	00:15:47.696	5	01:03:49.170
5	Heather Merrmann	1330	UNK	00:15:41.231	4	00:15:41.231	00:15:35.713	4	00:31:16.944	00:15:13.624	4	00:46:30.568	00:17:54.797	6	01:04:25.365
6	Jennifer Morton	1310	UNK	00:15:38.746	3	00:15:38.746	00:15:14.879	2	00:30:53.625	00:15:16.141	2	00:46:09.766	00:17:21.510	4	01:03:31.276
7	Ted Baker	1345	UNK	00:17:11.829	9	00:17:11.829	00:16:43.062	9	00:33:54.891	00:16:41.828	9	00:50:36.719	00:16:29.675	7	01:07:06.394
8	Julie Boyer	1362	UNK	00:16:52.710	8	00:16:52.710	00:16:19.035	8	00:33:11.745	00:16:16.117	8	00:49:27.862	00:20:12.826	8	01:09:40.688
9	Danielle Shapley	1313	UNK	00:18:57.300	11	00:18:57.300	00:17:19.754	10	00:36:17.054	00:17:17.147	10	00:53:34.201	00:16:48.436	9	01:10:22.637
10	Ken Freeman	1301	UNK	00:15:11.038	1	00:15:11.038	00:14:53.753	1	00:30:04.791	00:14:49.373	1	00:44:54.164			
11	Richard Diaz	1388	UNK	00:23:29.222	12	00:23:29.222	00:23:11.603	11	00:46:40.825	00:23:11.624	11	01:09:52.449			
12	James Mc Cay	1355	UNK	00:18:57.150	10	00:18:57.150									



SNORE Battle at Primm H2 Sat

Primm

February 10, 2018

Unlimited Sportsman

Finish	Name	Nbr	Brand	Lap 1			Lap 2			Lap 3			Lap 4		
				Lap Time	Pos	Elapsed	Lap Time	Pos	Elapsed	Lap Time	Pos	Elapsed	Lap Time	Pos	Elapsed
1	Jeremy Davis	1527	UNK	00:14:51.228	5	00:14:51.228	00:14:23.292	3	00:29:14.520	00:14:17.365	2	00:43:31.885	00:14:11.692	1	00:57:43.577
2	Max Bender	1587	UNK	00:14:47.992	4	00:14:47.992	00:14:38.107	4	00:29:26.099	00:14:29.662	3	00:43:55.761	00:14:44.432	2	00:58:40.193
3	Fred Hatch	1553	UNK	00:15:03.211	6	00:15:03.211	00:16:06.257	5	00:31:09.468	00:13:55.587	4	00:45:05.055	00:13:50.327	3	00:58:55.382
4	Carl Dawson	1511	UNK	00:13:33.085	2	00:13:33.085	00:27:46.771	10	00:41:19.856	00:13:39.853	7	00:54:59.709	00:13:42.599	4	01:08:42.308
5	Rick Hockstra	1595	UNK	00:16:12.564	10	00:16:12.564	00:24:43.566	9	00:40:56.130	00:15:00.811	8	00:55:56.941	00:14:16.978	5	01:10:13.919
6	Jacob Frye	1513	UNK	00:15:56.948	8	00:15:56.948	00:24:17.084	8	00:40:14.032	00:15:56.854	9	00:56:10.886	00:16:17.705	6	01:12:28.591
7	Richard Diaz	1598	UNK	00:13:33.370	3	00:13:33.370	00:13:09.311	1	00:26:42.681	00:13:04.426	1	00:39:47.107			
8	Greg Goltz	1586	UNK	00:15:21.696	7	00:15:21.696	00:16:19.812	6	00:31:41.508	00:14:33.171	5	00:46:14.679			
9	Michael Eaton	1551	UNK	00:17:20.344	11	00:17:20.344	00:16:32.838	7	00:33:53.182	00:16:00.465	6	00:49:53.647			
10	Beau Johnson	1541	UNK	00:13:27.124	1	00:13:27.124	00:13:22.838	2	00:26:49.962						
11	Keith Hoekstra	1544	UNK	00:15:59.805	9	00:15:59.805									




SNORE Battle at Primm H3 Sat

Primm

February 10, 2018

Class 5-1600

Finish	Name	Nbr	Brand	Lap 1	Lap 2	Lap 3	Lap 4
				Lap Time	Lap Time	Lap Time	Lap Time
1	Ruben Garcia	570	UNK	00:15:50.085	00:15:29.955	00:15:13.970	00:15:20.969
2	Guy Savedra	568	UNK	00:16:45.768	00:15:59.852	00:15:47.219	00:15:49.492
3	Rodney Topping	590	UNK	00:17:19.119	00:17:00.911	00:16:52.763	00:16:42.677
4	Chris Sarris	561	UNK	00:17:35.295	00:16:57.240	00:16:43.070	00:16:42.865
5	Mark Winston	596	UNK	00:23:37.233	00:16:56.495	00:16:40.134	00:16:20.503
6	Stuart Dahlin	598	VW	00:37:36.780	00:17:03.177	00:16:47.254	00:16:42.476



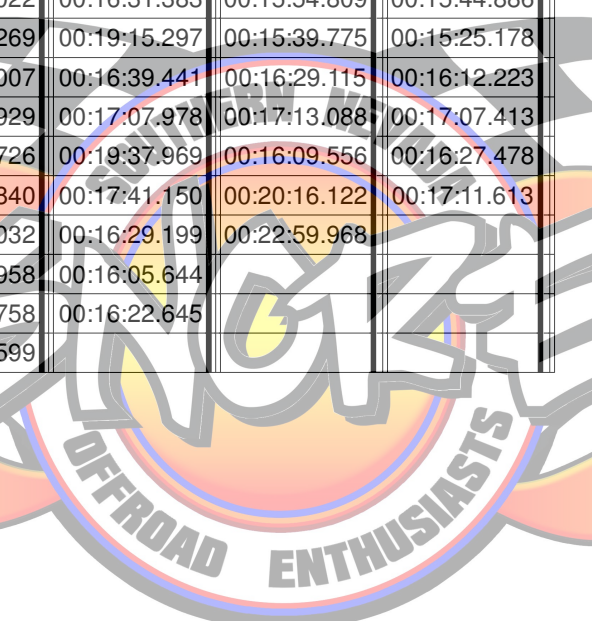
SNORE Battle at Primm H3 Sat

Primm

February 10, 2018

Class 9

Finish	Name	Nbr	Brand	Lap 1	Lap 2	Lap 3	Lap 4
				Lap Time	Lap Time	Lap Time	Lap Time
1	Nathan Cripps	918	UNK	00:15:29.742	00:15:41.953	00:15:29.912	00:15:18.389
2	William Markley	937	UNK	00:16:19.532	00:15:53.899	00:15:47.108	00:15:49.282
3	Dustin Gill	922	VW	00:16:34.775	00:15:52.123	00:16:01.388	00:15:45.475
4	Kaleb Owen	917	UNK	00:17:18.022	00:16:31.383	00:15:54.809	00:15:44.886
5	Chris Anderson	938	UNK	00:15:32.269	00:19:15.297	00:15:39.775	00:15:25.178
6	Paul Yanez	945	UNK	00:16:47.007	00:16:39.441	00:16:29.115	00:16:12.223
7	Cameron Blackley	936	VW	00:17:21.929	00:17:07.978	00:17:13.088	00:17:07.413
8	Noah Johnson	956	VW	00:17:02.726	00:19:37.969	00:16:09.556	00:16:27.478
9	Ken Mc Neil	927	UNK	00:25:34.840	00:17:41.150	00:20:16.122	00:17:11.613
10	Kourtnee Brown	912	VW	00:16:25.032	00:16:29.199	00:22:59.968	
11	Corey Ellis	904	VW	00:16:43.958	00:16:05.644		
12	Jason Davis	972	VW	00:16:56.758	00:16:22.645		
13	David London	915	VW	00:17:43.599			




SNORE Battle at Primm H3 Sat

Primm

February 10, 2018

SxS Pro Limited

Finish	Name	Nbr	Brand	Lap 1	Lap 2	Lap 3	Lap 4
				Lap Time	Lap Time	Lap Time	Lap Time
1	Broc Smith	1941	UNK	00:14:53.768	00:14:54.651	00:14:27.379	00:14:31.789
2	Jacob Crotts	1903	UNK	00:15:35.557	00:15:33.524	00:15:25.212	00:15:10.958
3	Crem Zirolì	1911	UNK	00:16:35.096	00:16:00.277	00:15:33.421	00:15:23.040
4	Jesse Pruett	1966	UNK	00:17:52.508	00:17:09.132	00:16:46.299	00:16:25.611
5	Scott Davis	1977	UNK	00:16:00.844			
6	Jeanella Clark	1976	UNK	00:16:16.859			



SNORE Battle at Primm H3 Sat

Primm

February 10, 2018

SxS Pro Turbo Unlimited

Finish	Name	Nbr	Brand	Lap 1	Lap 2	Lap 3	Lap 4
				Lap Time	Lap Time	Lap Time	Lap Time
1	K C Johnson	2947	UNK	00:14:38.554	00:13:52.710	00:13:48.805	00:13:44.540
2	Randy Adams	2932	UNK	00:15:39.517	00:14:00.420	00:14:00.689	00:13:32.762
3	Stacy Clark	2977	UNK	00:14:31.344	00:14:19.577	00:14:35.622	00:14:41.267
4	Gregg Mc Nair	2944	UNK	00:18:21.052	00:17:32.791	00:17:17.451	00:17:05.767
5	Arlene Mc Calla	2962	UNK	00:18:48.016	00:19:14.066	00:18:51.646	00:17:46.226
6	Bryan Price	2914	UNK	00:15:21.294	00:27:08.185		



SNORE Battle at Primm H3 Sunday

Primm

February 11, 2018

Class 5-1600

Finish	Name	Nbr	Brand	Lap 1			Lap 2			Lap 3			Lap 4		
				Lap Time	Pos	Elapsed	Lap Time	Pos	Elapsed	Lap Time	Pos	Elapsed	Lap Time	Pos	Elapsed
0	Mark Winston	596	UNK	09:00:03.583	3	09:00:03.583	00:16:33.628	3	09:16:37.211	00:16:10.852	3	09:32:48.063	00:16:13.567	3	09:49:01.630
0	Stuart Dahlin	598	VW	09:00:58.043	5	09:00:58.043	00:17:27.791	4	09:18:25.834	00:17:04.579	4	09:35:30.413	00:17:01.240	4	09:52:31.653
0	Chris Sarris	561	UNK	09:00:45.235	4	09:00:45.235	00:22:05.051	5	09:22:50.286	00:17:30.475	5	09:40:20.761	00:17:17.370	5	09:57:38.131
0	Guy Savedra	568	UNK	08:59:06.191	1	08:59:06.191	00:16:25.297	2	09:15:31.488	00:16:31.101	2	09:32:02.589	00:16:23.036	2	09:48:25.625
0	Ruben Garcia	570	UNK	08:59:11.089	2	08:59:11.089	00:15:57.592	1	09:15:08.681	00:15:44.863	1	09:30:53.544	00:15:40.291	1	09:46:33.835
0	Rodney Topping	590	UNK	09:08:24.952	6	09:08:24.952	00:23:43.752	6	09:32:08.704	00:17:35.186	6	09:49:43.890	00:17:05.843	6	10:06:49.733



SNORE Battle at Primm H3 Sunday

Primm

February 11, 2018

Class 9

Finish	Name	Nbr	Brand	Lap 1			Lap 2			Lap 3			Lap 4		
				Lap Time	Pos	Elapsed	Lap Time	Pos	Elapsed	Lap Time	Pos	Elapsed	Lap Time	Pos	Elapsed
0	Cameron Blackley	936	VW	08:59:01.121	7	08:59:01.121	00:18:07.618	6	09:17:08.739	00:17:47.525	5	09:34:56.264	00:17:51.285	5	09:52:47.549
0	Noah Johnson	956	VW	08:57:45.351	6	08:57:45.351	00:16:12.069	3	09:13:57.420						
0	Paul Yanez	945	UNK	08:57:25.461	4	08:57:25.461	00:16:56.997	4	09:14:22.458	00:16:34.830	3	09:30:57.288	00:16:50.086	3	09:47:47.374
0	Dustin Gill	922	VW	08:56:00.784	2	08:56:00.784									
0	Chris Anderson	938	UNK	08:56:45.900	3	08:56:45.900	00:15:53.629	2	09:12:39.529	00:15:55.752	2	09:28:35.281	00:15:51.648	2	09:44:26.929
0	Ken Mc Neil	927	UNK	09:01:28.915	8	09:01:28.915	00:33:43.589	7	09:35:12.504	00:19:37.786	6	09:54:50.290	00:19:00.066	6	10:13:50.356
0	Nathan Cripps	918	UNK	08:55:51.393	1	08:55:51.393	00:15:27.234	1	09:11:18.627	00:15:34.505	1	09:26:53.132	00:15:41.960	1	09:42:35.092
0	Kaleb Owen	917	UNK	08:57:29.486	5	08:57:29.486	00:16:56.513	5	09:14:25.999	00:17:08.651	4	09:31:34.650	00:17:20.319	4	09:48:54.969



SNORE Battle at Primm H3 Sunday

Primm

February 11, 2018

SxS Pro Limited

Finish	Name	Nbr	Brand	Lap 1			Lap 2			Lap 3			Lap 4		
				Lap Time	Pos	Elapsed	Lap Time	Pos	Elapsed	Lap Time	Pos	Elapsed	Lap Time	Pos	Elapsed
0	Scott Davis	1977	UNK	09:00:47.778	4	09:00:47.778	00:15:06.830	3	09:15:54.608						
0	Broc Smith	1941	UNK	08:59:43.833	1	08:59:43.833	00:14:42.681	1	09:14:26.514	00:14:39.701	1	09:29:06.215	00:14:36.613	1	09:43:42.828
0	Jesse Pruett	1966	UNK	09:02:43.873	5	09:02:43.873	00:16:56.483	5	09:19:40.356	00:16:35.578	4	09:36:15.934	00:16:25.344	4	09:52:41.278
0	Jacob Crotts	1903	UNK	09:00:39.245	3	09:00:39.245	00:15:27.593	4	09:16:06.838	00:15:33.225	3	09:31:40.063	00:15:54.581	3	09:47:34.644
0	Crem Zirolì	1911	UNK	09:00:06.204	2	09:00:06.204	00:15:05.301	2	09:15:11.505	00:15:15.456	2	09:30:26.961	00:14:36.924	2	09:45:03.885



SNORE Battle at Primm H3 Sunday

Primm

February 11, 2018

SxS Pro Turbo Unlimited

Finish	Name	Nbr	Brand	Lap 1			Lap 2			Lap 3			Lap 4		
				Lap Time	Pos	Elapsed	Lap Time	Pos	Elapsed	Lap Time	Pos	Elapsed	Lap Time	Pos	Elapsed
0	Arlene Mc Calla	2962	UNK	09:03:53.528	5	09:03:53.528	00:19:41.202	5	09:23:34.730	00:19:04.980	4	09:42:39.710	00:18:53.436	3	10:01:33.146
0	K C Johnson	2947	UNK	08:58:03.369	3	08:58:03.369	00:14:18.782	2	09:12:22.151	00:14:03.805	2	09:26:25.956			
0	Stacy Clark	2977	UNK	08:57:56.739	2	08:57:56.739	00:25:00.099	4	09:22:56.838	00:15:27.843	3	09:38:24.681	00:15:09.622	2	09:53:34.303
0	Corbin Wells	2997	UNK	08:59:01.635	4	08:59:01.635	00:14:26.535	3	09:13:28.170	00:40:17.443	5	09:53:45.613			
0	Randy Adams	2932	UNK	08:57:47.738	1	08:57:47.738	00:14:03.509	1	09:11:51.247	00:13:58.595	1	09:25:49.842	00:14:19.265	1	09:40:09.107



SNORE Battle at Primm H4 Sat

Primm

February 10, 2018

Class 1-2 1600

Finish	Name	Nbr	Brand	Lap 1			Lap 2			Lap 3			Lap 4			Lap 5		
				Lap Time	Pos	Elapsed	Lap Time	Pos	Elapsed	Lap Time	Pos	Elapsed	Lap Time	Pos	Elapsed	Lap Time	Pos	Elapsed
1	Bud Ward	1673	UNK	00:14:03.016	1	00:14:03.016	00:14:04.234	1	00:28:07.250	00:14:01.649	1	00:42:08.899	00:14:06.605	1	00:56:15.504	00:14:00.428	1	01:10:15.932
2	Brock Heger	1612	VW	00:14:17.511	5	00:14:17.511	00:14:10.139	4	00:28:27.650	00:14:00.737	3	00:42:28.387	00:13:56.409	2	00:56:24.796	00:14:05.795	2	01:10:30.591
3	Curt Geer	1634	VW	00:14:12.794	4	00:14:12.794	00:14:10.770	3	00:28:23.564	00:14:03.978	2	00:42:27.542	00:14:10.214	3	00:56:37.756	00:14:18.661	3	01:10:56.417
4	Cisco Bio	1618	UNK	00:14:11.779	3	00:14:11.779	00:14:08.355	2	00:28:20.134	00:14:10.492	4	00:42:30.626	00:14:11.029	4	00:56:41.655	00:14:18.042	4	01:10:59.697
5	Rob Hendrickson	1647	VW	00:14:07.164	2	00:14:07.164	00:14:21.715	5	00:28:28.879	00:14:11.954	5	00:42:40.833	00:14:20.233	5	00:57:01.066	00:14:25.899	5	01:11:26.965
6	Fernie Padilla	1632	VW	00:14:20.685	6	00:14:20.685	00:14:25.028	6	00:28:45.713	00:14:20.878	6	00:43:06.591	00:14:19.343	6	00:57:25.934	00:14:21.021	6	01:11:46.955
7	Robby Macdonald	1676	VW	00:14:26.323	7	00:14:26.323	00:14:21.420	7	00:28:47.743	00:14:21.003	7	00:43:08.746	00:14:20.783	7	00:57:29.529	00:14:19.103	7	01:11:48.632
8	Jose Robles	1651	VW	00:14:39.424	9	00:14:39.424	00:14:30.827	8	00:29:10.251	00:14:28.505	8	00:43:38.756	00:14:31.556	8	00:58:10.312	00:14:29.655	8	01:12:39.967
9	Alec Rodriguez	1635	VW	00:14:37.028	8	00:14:37.028	00:14:34.757	9	00:29:11.785	00:14:35.480	9	00:43:47.265	00:14:31.349	9	00:58:18.614	00:14:32.814	9	01:12:51.428
10	Lucas Knecht	1666	VW	00:14:41.802	10	00:14:41.802	00:14:45.566	10	00:29:27.368	00:14:41.876	10	00:44:09.244	00:14:40.725	10	00:58:49.969	00:14:40.922	10	01:13:30.891
11	Raul Salano	1665	UNK	00:14:56.370	12	00:14:56.370	00:14:46.517	12	00:29:42.887	00:14:49.095	11	00:44:31.982	00:15:01.857	11	00:59:33.839	00:14:48.684	11	01:14:22.523
12	Jay Shain	1677	VW	00:15:04.995	15	00:15:04.995	00:14:52.522	14	00:29:57.517	00:14:51.333	12	00:44:48.850	00:14:46.259	12	00:59:35.109	00:15:00.770	12	01:14:35.879
13	Mike Harvey	1621	VW	00:14:52.856	11	00:14:52.856	00:14:47.083	11	00:29:39.939	00:15:48.056	17	00:45:27.995	00:14:53.266	16	01:00:21.261	00:14:44.941	13	01:15:06.202
14	Emily Shapiro	1642	UNK	00:15:07.607	16	00:15:07.607	00:14:55.735	16	00:30:03.342	00:15:01.659	15	00:45:05.001	00:15:06.836	14	01:00:11.837	00:15:14.377	14	01:15:26.214
15	Patrick Glennon	1656	VW	00:15:10.060	17	00:15:10.060	00:14:56.734	17	00:30:06.794	00:15:03.191	16	00:45:09.985	00:15:09.708	15	01:00:19.693	00:15:07.525	15	01:15:27.218
16	David Meek	1641	VW	00:15:02.339	14	00:15:02.339	00:14:59.725	15	00:30:02.064	00:14:50.614	14	00:44:52.678	00:15:54.983	19	01:00:47.661	00:15:06.937	16	01:15:54.598
17	Salvador Hernandot	1683	UNK	00:15:13.770	18	00:15:13.770	00:15:06.103	19	00:30:19.873	00:15:10.857	18	00:45:30.730	00:15:05.663	17	01:00:36.393	00:15:22.661	17	01:15:59.054
18	Eric Sheetz	1614	UNK	00:15:21.580	21	00:15:21.580	00:15:11.677	21	00:30:33.257	00:15:07.614	20	00:45:40.871	00:15:12.305	20	01:00:53.176	00:15:11.409	18	01:16:04.585
19	Julie Boyer	1662	UNK	00:15:18.592	20	00:15:18.592	00:15:05.499	20	00:30:24.091	00:15:12.873	19	00:45:36.964	00:15:07.457	18	01:00:44.421	00:15:21.570	19	01:16:05.991
20	Arthur Velasco	1652	UNK	00:15:30.100	22	00:15:30.100	00:15:13.482	22	00:30:43.582	00:15:12.279	21	00:45:55.861	00:15:07.495	21	01:01:03.356	00:15:21.081	20	01:16:24.437
21	Rick Frischet	1659	UNK	00:15:58.434	23	00:15:58.434	00:15:41.331	23	00:31:39.765	00:15:38.968	22	00:47:18.733	00:15:23.227	22	01:02:41.960	00:15:25.235	21	01:18:07.195
22	Robby Kennedy	1654	UNK	00:16:34.744	27	00:16:34.744	00:15:52.432	24	00:32:27.176	00:15:46.386	23	00:48:13.562	00:15:49.892	23	01:04:03.454	00:16:00.175	22	01:20:03.629
23	James Woods	1688	VW	00:15:16.988	19	00:15:16.988	00:14:59.314	18	00:30:16.302	00:21:36.993	26	00:51:53.295	00:14:56.674	26	01:06:51.969	00:15:02.445	23	01:21:54.414
24	Robert Coello	1606	UNK	00:16:55.941	25	00:16:55.941	00:16:29.860	26	00:33:25.801	00:16:39.561	24	00:50:05.362	00:16:31.811	24	01:06:37.173	00:16:51.363	24	01:23:28.536
25	Ted Baker	1645	UNK	00:16:23.474	26	00:16:23.474	00:16:13.111	25	00:32:36.585	00:17:30.959	25	00:50:07.544	00:16:36.242	25	01:06:43.796	00:16:54.988	25	01:23:38.774
26	Buich Gandy	1643	VW	00:17:56.004	29	00:17:56.004	00:17:18.401	27	00:35:14.405	00:17:06.997	27	00:52:21.402	00:16:54.064	27	01:09:15.466	00:16:58.741	26	01:26:14.207
27	Mario Estrella	1623	VW	00:14:57.880	13	00:14:57.880	00:14:51.184	13	00:29:49.064	00:15:00.485	13	00:44:49.549	00:15:18.631	13	01:00:03.190	00:29:06.378	27	01:29:09.558
28	Jordan Dean	1682	UNK	00:16:12.300	25	00:16:12.300	00:23:47.958	28	00:40:00.258	00:21:07.193	29	01:01:07.451	00:14:56.200	29	01:16:03.651	00:15:04.973	28	01:31:08.624
29	Will Kalliner	1699	VW	00:30:00.263	30	00:30:00.263	00:15:08.142	29	00:45:06.405	00:15:20.091	28	01:00:28.496	00:15:15.584	28	01:15:44.080			
30	Brandon Whitehead	1672	UNK	00:16:11.786	24	00:16:11.786	00:31:31.713	30	00:47:43.499	00:16:04.368	30	01:03:47.867						



SNORE Battle at Primm H4 Sat
 Primm
 February 10, 2018
 Champ Car

Finish	Name	Nbr	Brand	Lap 1			Lap 2			Lap 3			Lap 4			Lap 5		
				Lap Time	Pos	Elapsed	Lap Time	Pos	Elapsed	Lap Time	Pos	Elapsed	Lap Time	Pos	Elapsed	Lap Time	Pos	Elapsed
1	Kenny Freeman	1802	UNK	00:16:07.051	1	00:16:07.051	00:15:17.476	1	00:31:24.527	00:15:40.206	1	00:47:04.733	00:15:28.640	1	01:02:33.373			



SNORE Battle at Primm H4 Sunday

Primm

February 11, 2018

Class 1-2 1600

Finish	Name	Nbr	Brand	Lap 1			Lap 2			Lap 3			Lap 4			Lap 5		
				Lap Time	Pos	Elapsed	Lap Time	Pos	Elapsed	Lap Time	Pos	Elapsed	Lap Time	Pos	Elapsed	Lap Time	Pos	Elapsed
0	Rob Hendrickson	1647	VW	00:14:25.425	4	00:14:25.425	00:14:30.450	4	00:28:55.875	00:14:27.923	4	00:43:23.798	00:14:28.563	5	00:57:52.361	00:14:33.414	4	01:12:25.775
0	Fernie Padilla	1632	VW	00:14:29.793	5	00:14:29.793	00:14:34.428	5	00:29:04.221	00:14:24.195	5	00:43:28.416	00:14:21.199	4	00:57:49.615	00:14:26.067	3	01:12:15.682
0	Alec Rodriguez	1635	VW	00:14:49.136	8	00:14:49.136	00:14:39.685	8	00:29:28.821	00:14:37.549	8	00:44:06.370	00:14:43.850	8	00:58:50.220	00:14:35.287	7	01:13:25.507
0	Robby Macdonald	1676	VW	00:14:26.625	6	00:14:26.625	00:14:28.968	6	00:28:55.593	00:14:26.925	6	00:43:22.518	00:14:28.297	6	00:57:50.815	00:14:39.826	5	01:12:30.641
0	Lucas Knecht	1666	VW	00:14:54.610	9	00:14:54.610	00:14:55.832	9	00:29:50.442	00:14:53.476	9	00:44:43.918	00:14:57.438	9	00:59:41.356	00:14:55.270	8	01:14:36.626
0	Will Kellner	1699	VW	00:15:23.930	25	00:15:23.930	00:15:19.169	23	00:30:43.099	00:15:10.465	22	00:45:53.564						
0	Mike Harvey	1621	VW	00:14:57.698	13	00:14:57.698	00:15:05.082	13	00:30:02.780	00:15:01.853	13	00:45:04.633	00:15:10.558	14	01:00:15.191	00:14:53.196	13	01:15:08.387
0	Butch Gandy	1643	VW	00:17:37.687	27	00:17:37.687	00:17:14.282	27	00:34:51.969	00:17:38.353	26	00:52:30.322	00:16:59.446	25	01:09:29.768	00:16:55.328	24	01:26:25.096
0	Jay Shain	1677	VW	00:15:06.981	11	00:15:06.981	00:14:59.186	10	00:30:06.167	00:14:56.736	10	00:45:02.903	00:14:59.622	11	01:00:02.525	00:14:58.843	10	01:15:01.368
0	Curt Geer	1634	VW	00:14:19.139	3	00:14:19.139	00:14:11.902	3	00:28:31.041	00:14:09.078	3	00:42:40.119	00:14:01.216	3	00:56:41.335			
0	Mario Estrella	1623	VW	00:14:52.686	19	00:14:52.686	00:14:23.804	14	00:29:16.490	00:14:32.338	14	00:43:48.828	00:14:21.122	13	00:58:09.950	00:14:29.436	11	01:12:39.386
0	Jose Robles	1651	VW	00:14:44.908	7	00:14:44.908	00:14:26.909	7	00:29:11.817	00:14:28.953	7	00:43:40.770	00:14:32.900	7	00:58:13.670	00:14:33.117	6	01:12:46.787
0	Patrick Glennon	1656	VW	00:15:03.080	14	00:15:03.080												
0	James Woods	1688	VW	00:15:29.253	21	00:15:29.253	00:15:27.079	18	00:30:56.332	00:15:06.174	18	00:46:02.506	00:14:58.437	18	01:01:00.943	00:15:01.588	16	01:16:02.531
0	Julie Boyer	1662	UNK	00:15:24.528	17	00:15:24.528	00:15:15.050	16	00:30:39.578	00:15:18.577	16	00:45:58.155	00:15:20.183	17	01:01:18.338	00:15:19.185	17	01:16:37.523
0	Bud Ward	1673	UNK	00:14:07.470	1	00:14:07.470	00:14:09.203	1	00:28:16.673	00:14:02.106	1	00:42:18.779	00:14:08.173	1	00:56:26.952	00:14:09.765	1	01:10:36.717
0	Eric Sheetz	1614	UNK	00:15:29.271	16	00:15:29.271	00:16:34.315	20	00:32:03.586	00:15:24.504	19	00:47:28.090	00:15:29.200	20	01:02:57.290	00:15:26.111	19	01:18:23.401
0	Raul Salano	1665	UNK	00:15:05.608	10	00:15:05.608	00:15:12.305	11	00:30:17.913	00:14:58.484	12	00:45:16.397	00:14:56.846	12	01:00:13.243	00:14:59.996	12	01:15:13.239
0	Salvador Hernandot	1683	UNK	00:15:28.756	15	00:15:28.756	00:15:26.595	15	00:30:55.351	00:15:17.204	15	00:46:12.555	00:15:16.689	15	01:01:29.244	00:15:18.498	15	01:16:47.742
0	Robert Coello	1606	UNK	00:16:29.423	23	00:16:29.423	00:17:08.556	24	00:33:37.979	00:21:04.523	27	00:54:42.502	00:16:10.493	26	01:10:52.995	00:16:03.739	25	01:26:56.734
0	Brock Heger	1612	VW	00:14:15.380	2	00:14:15.380	00:14:09.171	2	00:28:24.551	00:14:03.962	2	00:42:28.513	00:14:12.432	2	00:56:40.945	00:15:28.405	2	01:12:09.350
0	Robby Kennedy	1654	UNK	00:16:06.881	22	00:16:06.881	00:15:55.345	22	00:32:02.226	00:15:50.557	23	00:47:52.783	00:15:56.297	22	01:03:49.080	00:15:56.984	20	01:19:46.064
0	Arthur Velasco	1652	UNK	00:15:33.654	18	00:15:33.654	00:15:18.732	17	00:30:52.886	00:15:08.140	17	00:46:00.526	00:15:09.341	16	01:01:09.867	00:15:05.005	14	01:16:14.872
0	Ted Baker	1645	UNK	00:16:27.331	25	00:16:27.331	00:17:58.118	26	00:34:25.449	00:16:05.408	24	00:50:30.857	00:16:12.490	23	01:06:43.347	00:16:31.756	22	01:23:15.103
0	Rick Frischet	1659	UNK	00:15:57.397	20	00:15:57.397	00:15:33.194	19	00:31:30.591	00:15:28.888	20	00:46:59.479	00:15:29.808	21	01:02:29.287	00:15:15.862	18	01:17:45.149
0	Emily Shapiro	1642	UNK	00:14:56.450	12	00:14:56.450	00:14:52.836	12	00:29:49.286	00:14:44.631	11	00:44:33.917	00:14:43.858	10	00:59:22.775	00:14:50.856	9	01:14:13.631
0	Jordan Dean	1682	UNK	00:15:10.670	24	00:15:10.670	00:14:54.521	21	00:30:05.191	00:14:56.175	21	00:45:01.366	00:14:55.067	19	00:59:56.433	00:18:41.346	21	01:18:37.779
0	Brandon Whitehead	1672	UNK	00:16:39.700	28	00:16:39.700	00:16:24.985	25	00:33:04.685	00:16:30.056	25	00:49:34.741	00:16:35.063	24	01:06:09.804	00:16:30.259	23	01:22:40.063



SNORE Battle at Primm H4 Sunday																		
Primm																		
February 11, 2018																		
Champ Car																		
Finish	Name	Nbr	Brand	Lap 1			Lap 2			Lap 3			Lap 4			Lap 5		
				Lap Time	Pos	Elapsed	Lap Time	Pos	Elapsed	Lap Time	Pos	Elapsed	Lap Time	Pos	Elapsed	Lap Time	Pos	Elapsed
0	Kenny Freeman	1802	UNK	00:17:54.501	1	00:17:54.501	00:16:59.789	1	00:34:54.290	00:16:40.133	1	00:51:34.423	00:16:21.554	1	01:07:55.977			



SNORE Battle at Primm H5 Sat

Primm

February 10, 2018

Class 10

Finish	Name	Nbr	Brand	Lap 1			Lap 2			Lap 3			Lap 4			Lap 5		
				Lap Time	Pos	Elapsed	Lap Time	Pos	Elapsed	Lap Time	Pos	Elapsed	Lap Time	Pos	Elapsed	Lap Time	Pos	Elapsed
1	Blaine Conrad	1012	UNK	00:12:53.746	2	00:12:53.746	00:12:58.713	2	00:25:52.459	00:12:35.913	2	00:38:28.372	00:13:09.610	2	00:51:37.982	00:13:17.024	1	01:04:55.006
2	Tony Lisa	1019	UNK	00:13:00.468	3	00:13:00.468	00:13:14.602	3	00:26:15.070	00:12:56.929	3	00:39:11.999	00:13:04.220	3	00:52:16.219	00:13:17.320	2	01:05:33.539
3	Anthony Perrucci	1021	UNK	00:13:19.417	4	00:13:19.417	00:13:20.882	6	00:26:40.299	00:13:16.143	6	00:39:56.442	00:13:03.649	4	00:53:00.091	00:13:27.624	3	01:06:27.715
4	Matt Miller	1035	UNK	00:13:19.430	5	00:13:19.430	00:13:13.790	4	00:26:33.220	00:13:04.005	4	00:39:37.225	00:13:28.391	5	00:53:05.616	00:13:26.475	4	01:06:32.091
5	Fred Hatch	1053	UNK	00:13:34.278	8	00:13:34.278	00:13:22.037	8	00:26:56.315	00:13:17.222	8	00:40:13.537	00:13:22.884	8	00:53:36.421	00:13:29.918	5	01:07:06.339
6	Vince Viola	1033	UNK	00:13:51.132	9	00:13:51.132	00:13:46.047	9	00:27:37.179	00:13:36.354	9	00:41:13.533	00:13:38.583	9	00:54:52.116	00:14:01.687	6	01:08:53.803
7	Hector Garcia	1006	UNK	00:14:28.970	12	00:14:28.970	00:13:47.191	10	00:28:16.161	00:13:46.972	10	00:42:03.133	00:13:47.091	10	00:55:50.224	00:14:01.523	7	01:09:51.747
8	Robert K. Mc Beath	1044	UNK	00:14:39.220	13	00:14:39.220	00:13:55.306	11	00:28:34.526	00:13:56.007	11	00:42:30.533	00:14:48.788	12	00:57:19.321	00:13:59.444	8	01:11:18.765
9	Kali Nguyen	1032	UNK	00:14:23.817	11	00:14:23.817	00:14:16.964	12	00:28:40.781	00:14:05.350	12	00:42:46.131	00:14:15.712	11	00:57:01.843	00:14:24.185	9	01:11:26.028
10	Casey Klazner	1081	UNK	00:15:00.131	14	00:15:00.131	00:15:40.376	14	00:30:40.507	00:14:49.254	13	00:45:29.761	00:14:47.369	13	01:00:17.130	00:14:46.746	10	01:15:03.876
11	Justin Davis	1085	UNK	00:12:18.086	1	00:12:18.086	00:12:23.832	1	00:24:41.918	00:12:50.335	1	00:37:32.253	00:12:54.880	1	00:50:27.133			
12	James Ford	1015	UNK	00:13:24.302	7	00:13:24.302	00:13:09.977	5	00:26:34.279	00:13:19.640	5	00:39:53.919	00:13:14.882	6	00:53:08.801			
13	Justin Wallin	1011	UNK	00:13:20.495	6	00:13:20.495	00:13:31.954	7	00:26:52.449	00:13:13.297	7	00:40:05.746	00:13:28.490	7	00:53:34.236			
14	Jeremy Davis	1027	UNK	00:15:04.521	15	00:15:04.521	00:16:38.818	15	00:31:43.339	00:14:32.790	14	00:46:16.129	00:14:47.044	14	01:01:03.173			
15	Brandon Johnson	1020	ALM	00:13:54.935	10	00:13:54.935	00:15:43.738	13	00:29:38.673	00:19:05.868	15	00:48:44.541						
16	David Sanchez	1098	UNK	00:28:26.326	16	00:28:26.326	00:14:07.971	16	00:42:34.297	00:14:10.809	16	00:56:45.106						



SNORE Battle at Primm H5 Sat
 Primm
 February 10, 2018
 Class 12

Finish	Name	Nbr	Brand	Lap 1			Lap 2			Lap 3			Lap 4			Lap 5		
				Lap Time	Pos	Elapsed	Lap Time	Pos	Elapsed	Lap Time	Pos	Elapsed	Lap Time	Pos	Elapsed	Lap Time	Pos	Elapsed
1	Rob Archibald	1269	UNK	00:14:07.821	2	00:14:07.821	00:13:53.503	1	00:28:01.324	00:13:47.665	1	00:41:48.989	00:14:02.307	1	00:55:51.296	00:13:59.797	1	01:09:51.093
2	Ryan Cohee	1207	UNK	00:14:51.728	4	00:14:51.728	00:14:36.190	3	00:29:27.918	00:14:40.153	3	00:44:08.071	00:14:19.530	3	00:58:27.601	00:14:20.678	2	01:12:48.279
3	Ralph Potts	1217	UNK	00:14:35.052	3	00:14:35.052	00:14:29.803	2	00:29:04.855	00:14:32.852	2	00:43:37.707	00:14:39.819	2	00:58:17.526	00:14:40.685	3	01:12:58.211
4	Rick Madison	1204	UNK	00:15:01.745	5	00:15:01.745	00:14:49.565	4	00:29:51.310	00:14:45.847	4	00:44:37.157	00:14:54.572	4	00:59:31.729	00:14:51.394	4	01:14:23.123
5	Dave Matsui	1266	UNK	00:15:28.381	6	00:15:28.381	00:15:30.654	5	00:30:59.035	00:15:20.960	5	00:46:19.995	00:15:25.291	5	01:01:45.286	00:15:41.245	5	01:17:26.531
6	Chad Cummings	1246	UNK	00:20:27.466	8	00:20:27.466	00:14:12.302	7	00:34:39.768	00:14:04.194	7	00:48:43.962	00:14:37.221	6	01:03:21.183	00:14:13.240	6	01:17:34.423
7	Michael Benedict	1215	UNK	00:16:06.149	7	00:16:06.149	00:15:57.518	6	00:32:03.667	00:15:52.106	6	00:47:55.773	00:15:41.125	7	01:03:36.898	00:15:45.916	7	01:19:22.814
8	Gustavo Pinuelas	1218	UNK	00:33:28.693	10	00:33:28.693	00:14:31.370	9	00:48:00.063	00:14:25.401	8	01:02:25.464	00:14:30.139	8	01:16:55.603			
9	Scott Bassett	1211	UNK	00:22:59.697	9	00:22:59.697	00:14:48.792	8	00:37:48.489									
10	Vic Bruckmann	1299	UNK	00:13:55.947	1	00:13:55.947												



SNORE Battle at Primm H5 Sat

Primm

February 10, 2018

Class 5 Unlimited

Finish	Name	Nbr	Brand	Lap 1			Lap 2			Lap 3			Lap 4			Lap 5		
				Lap Time	Pos	Elapsed	Lap Time	Pos	Elapsed	Lap Time	Pos	Elapsed	Lap Time	Pos	Elapsed	Lap Time	Pos	Elapsed
1	Allen Byma	503	UNK	00:14:15.161	1	00:14:15.161	00:14:22.310	1	00:28:37.471	00:14:09.218	1	00:42:46.689	00:13:54.577	1	00:56:41.266	00:14:09.548	1	01:10:50.814
2	Justin Smith	516	UNK	00:14:58.943	2	00:14:58.943	00:14:44.188	2	00:29:43.131	00:15:14.216	2	00:44:57.347	00:14:55.063	2	00:59:52.410	00:14:41.036	2	01:14:33.446
3	Tyler Romero	520	UNK	00:15:27.195	4	00:15:27.195	00:28:50.097	3	00:44:17.292	00:15:27.974	3	00:59:45.266	00:15:24.356	3	01:15:09.622			
4	Benjamin Williams	502	VW	00:15:08.094	3	00:15:08.094												



SNORE Battle at Primm H5 Sat

Primm

February 10, 2018

Class 3000

Finish	Name	Nbr	Brand	Lap 1			Lap 2			Lap 3			Lap 4			Lap 5		
				Lap Time	Pos	Elapsed	Lap Time	Pos	Elapsed	Lap Time	Pos	Elapsed	Lap Time	Pos	Elapsed	Lap Time	Pos	Elapsed
1	Matt Kessman	3014	UNK	00:15:03.407	2	00:15:03.407	00:15:27.866	2	00:30:31.273	00:15:28.561	1	00:45:59.834	00:14:50.282	1	01:00:50.116	00:15:04.904	1	01:15:55.020
2	Kevin Mc Keon	3028	UNK	00:15:39.292	4	00:15:39.292	00:15:43.047	3	00:31:22.339	00:15:45.542	2	00:47:07.881	00:15:47.393	2	01:02:55.274	00:15:35.365	2	01:18:30.639
3	Jacob Frye	3013	UNK	00:16:22.002	5	00:16:22.002	00:16:16.363	4	00:32:38.365	00:16:15.998	3	00:48:54.363	00:16:08.497	3	01:05:02.860	00:15:50.101	3	01:20:52.961
4	Jason George	3002	UNK	00:17:01.953	6	00:17:01.953	00:16:08.198	5	00:33:10.151	00:16:14.286	4	00:49:24.437	00:16:15.041	4	01:05:39.478	00:16:12.399	4	01:21:51.877
5	Mike Szkauko	3034	UNK	00:15:27.273	3	00:15:27.273	00:29:04.324	6	00:44:31.597	00:16:06.542	5	01:00:38.139	00:16:36.829	5	01:17:14.968			
6	Maggie Dague	3023	UNK	00:28:28.878	7	00:28:28.878	00:19:16.867	7	00:47:45.745	00:17:40.849	6	01:05:26.594	00:18:06.304	6	01:23:32.898			
7	Tom Coons	3005	UNK	00:15:00.044	1	00:15:00.044	00:15:05.499	1	00:30:05.543									



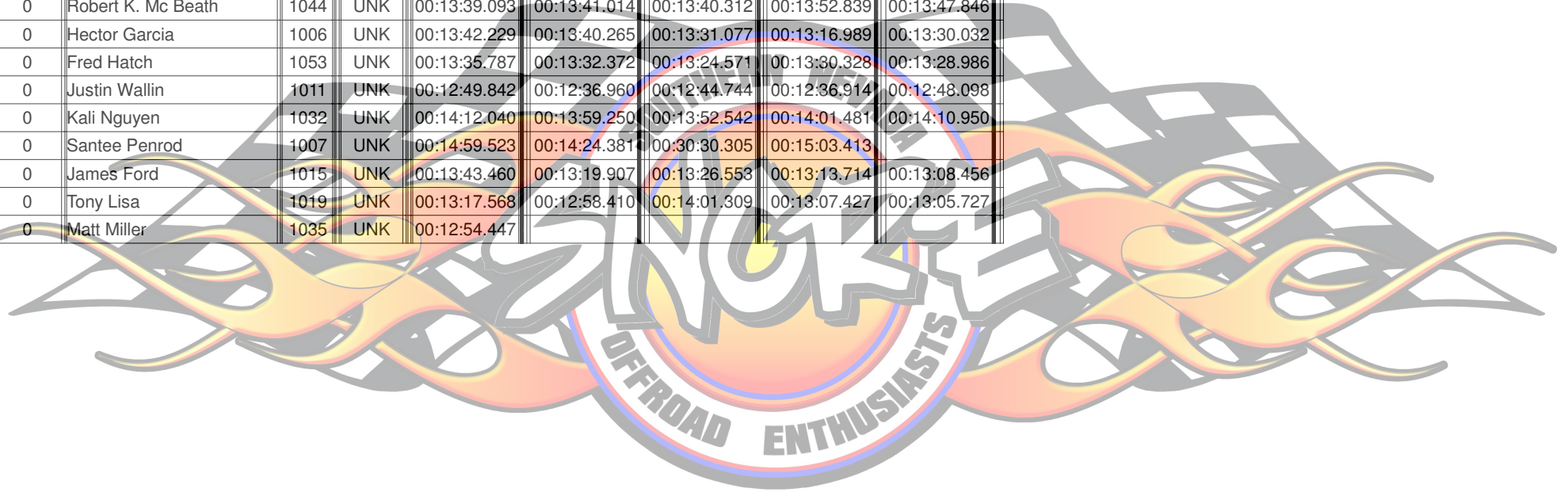
SNORE Battle at Primm H5 Sunday

Primm

February 11, 2018

Class 10

Finish	Name	Nbr	Brand	Lap 1	Lap 2	Lap 3	Lap 4	Lap 5
				Lap Time	Lap Time	Lap Time	Lap Time	Lap Time
0	David Sanchez	1098	UNK	00:14:04.955	00:14:45.567			
0	Brandon Johnson	1020	ALM	00:18:19.268				
0	Vince Viola	1033	UNK	00:13:22.527	00:13:17.911	00:13:35.803	00:13:26.334	00:13:21.342
0	Anthony Perrucci	1021	UNK	00:13:08.566	00:12:59.175	00:13:04.104	00:13:15.040	00:13:12.544
0	Casey Klaizner	1081	UNK	00:15:25.283	00:14:11.621	00:14:20.263	00:14:12.433	00:16:41.256
0	Robert K. Mc Beath	1044	UNK	00:13:39.093	00:13:41.014	00:13:40.312	00:13:52.839	00:13:47.846
0	Hector Garcia	1006	UNK	00:13:42.229	00:13:40.265	00:13:31.077	00:13:16.989	00:13:30.032
0	Fred Hatch	1053	UNK	00:13:35.787	00:13:32.372	00:13:24.571	00:13:30.328	00:13:28.986
0	Justin Wallin	1011	UNK	00:12:49.842	00:12:36.960	00:12:44.744	00:12:36.914	00:12:48.098
0	Kali Nguyen	1032	UNK	00:14:12.040	00:13:59.250	00:13:52.542	00:14:01.481	00:14:10.950
0	Santee Penrod	1007	UNK	00:14:59.523	00:14:24.381	00:30:30.305	00:15:03.413	
0	James Ford	1015	UNK	00:13:43.460	00:13:19.907	00:13:26.553	00:13:13.714	00:13:08.456
0	Tony Lisa	1019	UNK	00:13:17.568	00:12:58.410	00:14:01.309	00:13:07.427	00:13:05.727
0	Matt Miller	1035	UNK	00:12:54.447				




SNORE Battle at Primm H5 Sunday

Primm

February 11, 2018

Class 12

Finish	Name	Nbr	Brand	Lap 1	Lap 2	Lap 3	Lap 4	Lap 5
				Lap Time	Lap Time	Lap Time	Lap Time	Lap Time
0	Dave Matsui	1266	UNK	00:15:21.048	00:15:16.502	00:15:27.297	00:15:29.855	00:15:30.136
0	Ryan Cohee	1207	UNK	00:14:26.512	00:14:33.820	00:14:32.774	00:14:02.355	00:14:20.638
0	Chad Cummings	1246	UNK	00:14:22.392	00:14:06.926	00:14:08.360	00:14:08.548	00:14:04.555
0	Rick Madison	1204	UNK	00:15:03.685	00:14:56.409	00:15:03.913	00:15:08.030	00:15:48.310
0	Michael Benedict	1215	UNK	00:16:08.378	00:16:19.245	00:16:35.765	00:16:41.459	00:16:14.971
0	Gustavo Pinuelas	1218	UNK	00:14:19.209	00:14:10.310	00:14:09.703	00:14:18.048	00:14:09.000
0	Rob Archibald	1269	UNK	00:14:04.282	00:14:04.211	00:14:08.282	00:14:07.831	00:14:08.672
0	Ralph Potts	1217	UNK	00:14:24.515	00:14:32.665			



SNORE Battle at Primm H5 Sunday

Primm

February 11, 2018

Class 5 Unlimited

Finish	Name	Nbr	Brand	Lap 1	Lap 2	Lap 3	Lap 4	Lap 5
				Lap Time	Lap Time	Lap Time	Lap Time	Lap Time
0	Allen Byma	503	UNK	00:14:29.051	00:14:23.181	00:14:35.785	00:14:10.405	00:14:11.746
0	Justin Smith	516	UNK	00:13:20.255	00:13:10.999	00:13:13.246	00:13:19.720	00:13:23.682
0	Tyler Romero	520	UNK	00:15:22.653	00:15:27.141	00:15:16.127	00:15:21.540	00:15:21.759
0	Benjamin Williams	502	VW	00:15:15.273				




SNORE Battle at Primm H5 Sunday

Primm

February 11, 2018

Class 3000

Finish	Name	Nbr	Brand	Lap 1	Lap 2	Lap 3	Lap 4	Lap 5
				Lap Time	Lap Time	Lap Time	Lap Time	Lap Time
0	Kevin Mc Keon	3028	UNK	00:15:23.867	00:15:28.467	00:15:18.779	00:15:21.666	00:15:13.366
0	Tom Coons	3005	UNK	00:14:54.443	00:14:59.139	00:14:37.751	00:14:36.628	00:14:57.532
0	Jacob Frye	3013	UNK	00:15:58.936	00:15:26.299	00:15:32.023		
0	Jason George	3002	UNK	00:16:29.761	00:16:08.340	00:15:51.040	00:16:04.534	00:16:05.268
0	Mike Szkauko	3034	UNK	00:15:01.215	00:14:39.810	00:15:03.460	00:15:26.704	00:15:20.027
0	Matt Kessman	3014	UNK	00:14:42.246	00:14:42.572	00:14:42.556		



SNORE Battle at Primm H6

Primm

February 10, 2018

Class 1

Finish	Name	Nbr	Brand	Lap 1			Lap 2			Lap 3			Lap 4			Lap 5		
				Lap Time	Pos	Elapsed	Lap Time	Pos	Elapsed	Lap Time	Pos	Elapsed	Lap Time	Pos	Elapsed	Lap Time	Pos	Elapsed
1	Justin Davis	185	UNK	00:11:39.647	1	00:11:39.647	00:11:39.938	1	00:23:19.585	00:11:49.027	1	00:35:08.612	00:12:17.794	1	00:47:26.406	00:11:59.489	1	00:59:25.895
2	Cody Robinson	199	UNK	00:11:55.436	3	00:11:55.436	00:11:54.878	3	00:23:50.314	00:12:02.994	3	00:35:53.308	00:12:07.143	3	00:48:00.451	00:12:05.592	2	01:00:06.043
3	James Dean	175	UNK	00:11:46.384	2	00:11:46.384	00:11:52.751	2	00:23:39.135	00:11:59.177	2	00:35:38.312	00:12:11.699	2	00:47:50.011	00:12:37.861	3	01:00:27.872
4	Brad Vick	155	UNK	00:12:29.188	4	00:12:29.188	00:12:22.636	4	00:24:51.824	00:12:24.229	4	00:37:16.053	00:12:26.918	4	00:49:42.971	00:12:40.141	4	01:02:23.112
5	Joe David	152	UNK	00:12:30.257	5	00:12:30.257	00:12:42.833	5	00:25:13.090	00:12:26.267	5	00:37:39.357	00:12:46.814	5	00:50:26.171	00:12:42.537	5	01:03:08.708
6	Chris Paxson	107	UNK	00:13:32.365	7	00:13:32.365	00:12:58.712	7	00:26:31.077	00:13:04.552	7	00:39:35.629	00:13:26.082	6	00:53:01.711	00:13:18.090	6	01:06:19.801
7	Billy Worthing	166	UNK	00:14:30.160	9	00:14:30.160	00:13:21.333	9	00:27:51.493	00:13:22.640	8	00:41:14.133	00:13:25.957	7	00:54:40.090	00:13:47.777	7	01:08:27.867
8	Mike Boone	145	UNK	00:13:50.513	8	00:13:50.513	00:13:46.113	8	00:27:36.626	00:16:00.531	9	00:43:37.157	00:14:20.734	8	00:57:57.891	00:14:11.070	8	01:12:08.961
9	Mike Frye	113	UNK	00:17:47.448	10	00:17:47.448	00:14:16.075	10	00:32:03.523	00:14:26.676	10	00:46:30.199	00:14:43.520	9	01:01:13.719	00:14:29.713	9	01:15:43.432
10	Clay Cantin	139	UNK	00:19:12.917	11	00:19:12.917	00:14:48.242	11	00:34:01.159	00:14:24.432	11	00:48:25.591	00:14:35.775	10	01:03:01.366	00:14:21.416	10	01:17:22.782
11	Scott Rasmussen	151	UNK	00:12:52.670	6	00:12:52.670	00:12:39.857	6	00:25:32.527	00:12:56.299	6	00:38:28.826						



SNORE Battle at Primm H6

Primm

February 10, 2018

Unlimited Truck

Finish	Name	Nbr	Brand	Lap 1			Lap 2			Lap 3			Lap 4			Lap 5		
				Lap Time	Pos	Elapsed	Lap Time	Pos	Elapsed	Lap Time	Pos	Elapsed	Lap Time	Pos	Elapsed	Lap Time	Pos	Elapsed
1	John Koeth	99	UNK	00:13:03.497	1	00:13:03.497	00:13:07.424	1	00:26:10.921	00:13:07.679	1	00:39:18.600	00:13:09.257	1	00:52:27.857	00:13:06.128	1	01:05:33.985
2	Steve Olliges	27	UNK	00:13:47.714	2	00:13:47.714	00:13:24.161	2	00:27:11.875	00:13:30.823	2	00:40:42.698	00:13:33.078	2	00:54:15.776	00:13:32.517	2	01:07:48.293
3	John Bowers	84	UNK	00:15:17.511	3	00:15:17.511	00:15:01.167	3	00:30:18.678	00:15:01.666	3	00:45:20.344	00:15:02.348	3	01:00:22.692	00:15:11.058	3	01:15:33.750
4	Allen Cluck	49	UNK	00:15:21.251	4	00:15:21.251	00:15:36.686	4	00:30:57.937	00:15:41.161	4	00:46:39.098	00:17:56.549	4	01:04:35.647			



SNORE Battle at Primm H6

Primm

February 10, 2018

1450 Pro

Finish	Name	Nbr	Brand	Lap 1			Lap 2			Lap 3			Lap 4			Lap 5		
				Lap Time	Pos	Elapsed	Lap Time	Pos	Elapsed	Lap Time	Pos	Elapsed	Lap Time	Pos	Elapsed	Lap Time	Pos	Elapsed
1	Joey Diaz	434	UNK	00:12:49.583	1	00:12:49.583	00:12:57.487	1	00:25:47.070	00:13:01.232	1	00:38:48.302	00:13:13.550	1	00:52:01.852	00:13:18.443	1	01:05:20.295
2	Chris Isenhouer	457	UNK	00:13:13.661	2	00:13:13.661	00:13:13.989	4	00:26:27.650	00:13:17.416	4	00:39:45.066	00:13:18.895	2	00:53:03.961	00:13:26.452	2	01:06:30.413
3	Jeremy Deakins	443	UNK	00:14:10.497	6	00:14:10.497	00:14:14.355	6	00:28:24.852	00:14:10.646	6	00:42:35.498	00:14:13.832	3	00:56:49.330	00:14:20.549	3	01:11:09.879
4	Sal Gomez	413	UNK	00:13:17.084	4	00:13:17.084	00:13:02.393	3	00:26:19.477	00:12:56.783	2	00:39:16.260						
5	Wayne Lugo	468	UNK	00:13:15.567	3	00:13:15.567	00:13:02.763	2	00:26:18.330	00:13:03.095	3	00:39:21.425						
6	Darren Parsons	447	UNK	00:13:48.136	5	00:13:48.136	00:13:56.928	5	00:27:45.064	00:14:03.445	5	00:41:48.509						



SNORE Battle at Primm H6

Primm

February 10, 2018

Class 6100

Finish	Name	Nbr	Brand	Lap 1			Lap 2			Lap 3			Lap 4			Lap 5		
				Lap Time	Pos	Elapsed	Lap Time	Pos	Elapsed	Lap Time	Pos	Elapsed	Lap Time	Pos	Elapsed	Lap Time	Pos	Elapsed
1	Bryce Swaim	6142	UNK	00:13:23.037	1	00:13:23.037	00:13:42.072	1	00:27:05.109	00:13:50.668	1	00:40:55.777	00:14:11.768	1	00:55:07.545	00:14:05.667	1	01:09:13.212
2	Eric Trondle	6104	UNK	00:14:00.831	2	00:14:00.831	00:13:53.507	2	00:27:54.338	00:14:23.141	2	00:42:17.479	00:14:24.274	2	00:56:41.753	00:14:32.948	2	01:11:14.701
3	Neal Drickey	6116	UNK	00:14:23.684	3	00:14:23.684	00:15:09.773	3	00:29:33.457	00:13:50.772	3	00:43:24.229	00:14:01.887	3	00:57:26.116	00:14:10.688	3	01:11:36.804
4	Brian Bonham	6167	UNK	00:15:03.151	4	00:15:03.151												



SNORE Battle at Primm H6 Sunday

Primm

February 10, 2018

Class 1

Finish	Name	Nbr	Brand	Lap 1			Lap 2			Lap 3			Lap 4			Lap 5		
				Lap Time	Pos	Elapsed	Lap Time	Pos	Elapsed	Lap Time	Pos	Elapsed	Lap Time	Pos	Elapsed	Lap Time	Pos	Elapsed
1	Justin Davis	185	UNK	00:11:30.923	1	00:11:30.923	00:11:42.173	1	00:23:13.096	00:12:04.465	1	00:35:17.561	00:12:08.038	1	00:47:25.599	00:12:08.350	1	00:59:33.949
2	James Dean	175	UNK	00:12:04.634	4	00:12:04.634	00:11:54.886	2	00:23:59.520	00:12:08.662	2	00:36:08.182	00:12:11.953	2	00:48:20.135	00:12:14.574	2	01:00:34.709
3	Cody Robinson	199	UNK	00:12:02.482	2	00:12:02.482	00:12:00.284	3	00:24:02.766	00:12:11.938	3	00:36:14.704	00:12:15.604	3	00:48:30.308	00:12:20.237	3	01:00:50.545
4	Brad Vick	155	UNK	00:12:02.996	3	00:12:02.996	00:12:03.482	4	00:24:06.478	00:12:18.677	4	00:36:25.155	00:12:23.591	4	00:48:48.746	00:12:34.932	4	01:01:23.678
5	Joe David	152	UNK	00:12:29.479	5	00:12:29.479	00:12:28.119	5	00:24:57.598	00:12:33.294	5	00:37:30.892	00:13:09.003	5	00:50:39.895	00:12:45.930	5	01:03:25.825
6	Mike Boone	145	UNK	00:14:41.672	10	00:14:41.672	00:14:25.287	9	00:29:06.959	00:15:08.577	9	00:44:15.536	00:14:46.300	7	00:59:01.836	00:19:01.360	6	01:18:03.196
7	Mike Frye	113	UNK	00:13:40.909	9	00:13:40.909	00:13:47.113	8	00:27:28.022	00:13:48.955	8	00:41:16.977	00:14:03.446	6	00:55:20.423			
8	Chris Paxson	107	UNK	00:13:10.354	6	00:13:10.354	00:12:56.772	6	00:26:07.126	00:13:13.121	6	00:39:20.247						
9	Billy Worthing	166	UNK	00:13:29.967	8	00:13:29.967	00:13:30.182	7	00:27:00.149	00:13:30.000	7	00:40:30.149						
10	Clay Cantin	139	UNK	00:13:18.007	7	00:13:18.007												



SNORE Battle at Primm H6 Sunday

Primm

February 10, 2018

Unlimited Truck

Finish	Name	Nbr	Brand	Lap 1			Lap 2			Lap 3			Lap 4			Lap 5		
				Lap Time	Pos	Elapsed	Lap Time	Pos	Elapsed	Lap Time	Pos	Elapsed	Lap Time	Pos	Elapsed	Lap Time	Pos	Elapsed
1	John Koeth	99	UNK	00:12:26.799	1	00:12:26.799	00:13:01.343	1	00:25:28.142	00:13:08.987	1	00:38:37.129	00:13:00.344	1	00:51:37.473	00:12:59.393	1	01:04:36.866
2	Steve Olliges	27	UNK	00:13:03.832	2	00:13:03.832	00:13:06.741	2	00:26:10.573	00:13:04.900	2	00:39:15.473	00:13:11.935	2	00:52:27.408	00:13:12.934	2	01:05:40.342
3	John Bowers	84	UNK	00:14:26.586	3	00:14:26.586	00:14:36.363	3	00:29:02.949	00:14:48.998	3	00:43:51.947	00:14:48.827	3	00:58:40.774	00:14:46.191	3	01:13:26.965
4	Allen Cluck	49	UNK	00:14:48.284	4	00:14:48.284												



SNORE Battle at Primm H6 Sunday

Primm

February 10, 2018

1450 Pro

Finish	Name	Nbr	Brand	Lap 1			Lap 2			Lap 3			Lap 4			Lap 5		
				Lap Time	Pos	Elapsed	Lap Time	Pos	Elapsed	Lap Time	Pos	Elapsed	Lap Time	Pos	Elapsed	Lap Time	Pos	Elapsed
1	Joey Diaz	434	UNK	00:12:56.237	1	00:12:56.237	00:12:56.897	1	00:25:53.134	00:13:04.510	1	00:38:57.644	00:13:01.561	1	00:51:59.205	00:13:03.371	1	01:05:02.576
2	Chris Isenhouer	457	UNK	00:13:10.837	2	00:13:10.837	00:13:10.422	2	00:26:21.259	00:13:11.093	2	00:39:32.352	00:13:17.879	2	00:52:50.231	00:13:29.657	2	01:06:19.888
3	Sal Gomez	413	UNK	00:14:10.983	3	00:14:10.983	00:13:45.538	3	00:27:56.521	00:18:00.333	3	00:45:56.854	00:13:28.207	3	00:59:25.061	00:13:19.376	3	01:12:44.437
4	Jeremy Deakins	443	UNK	00:14:33.031	4	00:14:33.031	00:16:32.817	4	00:31:05.848	00:14:52.836	4	00:45:58.684	00:19:16.259	4	01:05:14.943	00:17:01.489	4	01:22:16.432



SNORE Battle at Primm H6 Sunday

Primm

February 10, 2018

Class 6100

Finish	Name	Nbr	Brand	Lap 1			Lap 2			Lap 3			Lap 4			Lap 5		
				Lap Time	Pos	Elapsed	Lap Time	Pos	Elapsed	Lap Time	Pos	Elapsed	Lap Time	Pos	Elapsed	Lap Time	Pos	Elapsed
1	Neal Drickey	6116	UNK	00:13:40.894	2	00:13:40.894	00:27:28.377	1	00:41:09.271	00:14:19.671	1	00:55:28.942						
2	Bryce Swaim	6142	UNK	00:13:29.602	1	00:13:29.602												



SNORE Battle at Primm H7 Sat															
Primm															
February 10, 2018															
Heavy Metal															
				Lap 1			Lap 2			Lap 3			Lap 4		
Finish	Name	Nbr	Brand	Lap Time	Pos	Elapsed	Lap Time	Pos	Elapsed	Lap Time	Pos	Elapsed	Lap Time	Pos	Elapsed
1	Monte Tibbitts	855	UNK	00:15:28.206	1	00:15:28.206	00:15:36.154	1	00:31:04.360	00:15:56.663	1	00:47:01.023	00:16:24.824	1	01:03:25.847
2	Richard Cretsinger	852	UNK	00:29:55.693	2	00:29:55.693	00:16:10.761	2	00:46:06.454						



SNORE Battle at Primm H7 Sat															
Primm															
February 10, 2018															
Class 8															
		Lap 1			Lap 2			Lap 3			Lap 4				
Finish	Name	Nbr	Brand	Lap Time	Pos	Elapsed	Lap Time	Pos	Elapsed	Lap Time	Pos	Elapsed	Lap Time	Pos	Elapsed
1	Matthew Bailey	8188	UNK	00:19:43.668	1	00:19:43.668	00:18:48.732	1	00:38:32.400	00:19:40.412	1	00:58:12.812			




SNORE Battle at Primm H7 Sat															
Primm															
February 10, 2018															
Class 7															
Finish	Name	Nbr	Brand	Lap 1			Lap 2			Lap 3			Lap 4		
				Lap Time	Pos	Elapsed	Lap Time	Pos	Elapsed	Lap Time	Pos	Elapsed	Lap Time	Pos	Elapsed
1	Sean Argentino	7203	UNK	00:16:13.533	1	00:16:13.533	00:14:24.778	1	00:30:38.311	00:14:20.320	1	00:44:58.631	00:14:32.444	1	00:59:31.075




SNORE Battle at Primm H7 Sat
 Primm
 February 10, 2018
 1450 Sportsman

Finish	Name	Nbr	Brand	Lap 1			Lap 2			Lap 3			Lap 4		
				Lap Time	Pos	Elapsed	Lap Time	Pos	Elapsed	Lap Time	Pos	Elapsed	Lap Time	Pos	Elapsed
1	Dustin Loppnow	1472	UNK	00:14:35.891	1	00:14:35.891	00:14:04.097	1	00:28:39.988	00:14:14.575	1	00:42:54.563	00:14:18.862	1	00:57:13.425
2	Brett Michael	1419	UNK	00:15:25.891	4	00:15:25.891	00:14:43.780	2	00:30:09.671	00:15:21.203	2	00:45:30.874	00:16:00.016	2	01:01:30.890
3	Dan Colett	1481	UNK	00:15:59.423	6	00:15:59.423	00:15:26.913	3	00:31:26.336	00:15:13.115	3	00:46:39.451	00:15:04.517	3	01:01:43.968
4	Ryan Jubera	1418	UNK	00:16:43.444	8	00:16:43.444	00:15:41.135	5	00:32:24.579	00:15:46.123	4	00:48:10.702	00:15:45.716	4	01:03:56.418
5	Brandon Blust	1499	UNK	00:16:12.274	7	00:16:12.274	00:16:10.665	4	00:32:22.939	00:16:11.277	5	00:48:34.216	00:16:07.046	5	01:04:41.262
6	Mitchel Fries	1420	UNK	00:17:14.718	12	00:17:14.718	00:16:42.895	9	00:33:57.613	00:16:35.903	6	00:50:33.516	00:16:30.740	6	01:07:04.256
7	Rylee Walker	1483	UNK	00:17:01.394	10	00:17:01.394	00:16:46.015	8	00:33:47.409	00:16:48.655	7	00:50:36.064	00:17:18.233	7	01:07:54.297
8	Jay Rossi	1492	UNK	00:25:43.332	16	00:25:43.332	00:15:25.352	12	00:41:08.684	00:15:09.950	9	00:56:18.634	00:15:12.165	8	01:11:30.799
9	Kevin Ramsey	1411	UNK	00:15:55.467	5	00:15:55.467	00:17:30.620	6	00:33:26.087	00:18:35.232	8	00:52:01.319	00:21:07.565	9	01:13:08.884
10	Byron Rayburn	1407	UNK	00:19:22.024	14	00:19:22.024	00:18:46.339	11	00:38:08.363	00:19:00.577	10	00:57:08.940	00:19:46.027	10	01:16:54.967
11	Travis Mc Calla	1462	UNK	00:17:00.924	9	00:17:00.924	00:29:06.820	13	00:46:07.744	00:15:53.453	11	01:02:01.197	00:16:03.370	11	01:18:04.567
12	Nick Faulks	1491	UNK	00:33:59.965	17	00:33:59.965	00:33:06.088	14	01:07:06.053	00:23:39.118	12	01:30:45.171			
13	Kenny Flaconer	1422	UNK	00:17:13.389	11	00:17:13.389	00:16:27.870	7	00:33:41.259						
14	Nick Tonelli	1436	UNK	00:15:18.662	2	00:15:18.662	00:22:01.744	10	00:37:20.406						
15	James Cannon	1435	UNK	00:23:32.635	15	00:23:32.635	00:44:25.202	15	01:07:57.837						
16	Bobby Pearce	1404	UNK	00:15:24.618	3	00:15:24.618									
17	Michael Mc Crery	1473	UNK	00:17:44.936	13	00:17:44.936									
18	Jensen Manabat	1446	UNK	01:14:17.924	18	01:14:17.924									



SNORE Battle at Primm H7 Sat
 Primm
 February 10, 2018
 Class 2000

Finish	Name	Nbr	Brand	Lap 1			Lap 2			Lap 3			Lap 4		
				Lap Time	Pos	Elapsed	Lap Time	Pos	Elapsed	Lap Time	Pos	Elapsed	Lap Time	Pos	Elapsed
1	Mike Bach	2003	UNK	00:17:06.664	2	00:17:06.664	00:15:39.803	2	00:32:46.467	00:15:29.893	1	00:48:16.360	00:15:20.891	1	01:03:37.251
2	Justin Anderson	2077	UNK	00:16:44.754	1	00:16:44.754	00:15:46.441	1	00:32:31.195	00:16:10.661	2	00:48:41.856	00:16:11.460	2	01:04:53.316
3	Kevin Baugh	2073	UNK	00:19:11.747	7	00:19:11.747	00:15:22.420	3	00:34:34.167	00:15:16.399	3	00:49:50.566	00:15:05.290	3	01:04:55.856
4	Bobby Newman	2022	UNK	00:19:01.022	6	00:19:01.022	00:17:47.234	5	00:36:48.256	00:18:29.883	4	00:55:18.139	00:19:41.716	4	01:14:59.855
5	Aaron Baker	2071	UNK	00:19:27.471	9	00:19:27.471	00:18:26.878	8	00:37:54.349	00:18:24.667	5	00:56:19.016	00:19:15.185	5	01:15:34.201
6	Chris Hudson	2066	UNK	00:20:33.236	11	00:20:33.236	00:19:03.282	10	00:39:36.518	00:19:41.114	10	00:59:17.632	00:21:08.660	6	01:20:26.292
7	Austen Sieracki	2019	UNK	00:21:00.848	12	00:21:00.848	00:19:57.856	11	00:40:58.704	00:23:26.566	11	01:04:25.270	00:20:09.623	7	01:24:34.893
8	Joey Miller	2099	UNK	00:18:43.159	4	00:18:43.159	00:18:42.986	6	00:37:26.145	00:19:00.031	6	00:56:26.176	00:31:12.652	8	01:27:38.828
9	Jack Bassett	2020	UNK	00:19:00.802	5	00:19:00.802	00:19:00.743	9	00:38:01.545	00:18:53.985	7	00:56:55.530			
10	Tyler Denny	2042	UNK	00:18:09.325	3	00:18:09.325	00:16:49.190	4	00:34:58.515	00:22:09.886	8	00:57:08.401			
11	Tom Hailburda	2065	UNK	00:19:22.601	8	00:19:22.601	00:18:20.383	7	00:37:42.984	00:19:46.444	9	00:57:29.428			
12	Kevin Benali	2069	UNK	00:24:34.437	13	00:24:34.437	00:27:12.437	12	00:51:46.874						
13	Jarrad Shaffe	2037	UNK	00:19:49.667	10	00:19:49.667									
14	Joel Leboeuf	2092	UNK	00:29:43.223	14	00:29:43.223									
15	Brian Burt	2062	UNK	01:10:52.970	15	01:10:52.970									



SNORE Battle at Primm H7 Sunday

Primm

February 11, 2018

Heavy Metal

Finish	Name	Nbr	Brand	Lap 1			Lap 2			Lap 3			Lap 4			Lap 5			Lap 6		
				Lap Time	Pos	Elapsed	Lap Time	Pos	Elapsed	Lap Time	Pos	Elapsed	Lap Time	Pos	Elapsed	Lap Time	Pos	Elapsed	Lap Time	Pos	Elapsed
1	Richard Cretsinger	852	UNK	00:14:51.957	1	00:14:51.957	00:14:45.099	2	00:29:37.056	00:14:39.966	2	00:44:17.022	00:14:31.090	1	00:58:48.112	00:14:52.213	1	01:13:40.325	00:14:56.205	1	01:28:36.530
2	Monte Tibbitts	855	UNK	00:15:04.718	2	00:15:04.718	00:14:04.835	1	00:29:09.553	00:14:20.732	1	00:43:30.285	00:16:11.413	2	00:59:41.698	00:15:08.452	2	01:14:50.150	00:15:10.199	2	01:30:00.349



SNORE Battle at Primm H7 Sunday

Primm

February 11, 2018

Class 7

Finish	Name	Nbr	Brand	Lap 1			Lap 2			Lap 3			Lap 4			Lap 5			Lap 6		
				Lap Time	Pos	Elapsed	Lap Time	Pos	Elapsed	Lap Time	Pos	Elapsed	Lap Time	Pos	Elapsed	Lap Time	Pos	Elapsed	Lap Time	Pos	Elapsed
1	Sean Argentino	7203	UNK	00:14:52.845	1	00:14:52.845	00:14:46.815	1	00:29:39.660	00:15:39.948	1	00:45:19.608									



SNORE Battle at Primm H7 Sunday

Primm

February 11, 2018

1450 Sportsman

Finish	Name	Nbr	Brand	Lap 1			Lap 2			Lap 3			Lap 4			Lap 5			Lap 6		
				Lap Time	Pos	Elapsed	Lap Time	Pos	Elapsed	Lap Time	Pos	Elapsed	Lap Time	Pos	Elapsed	Lap Time	Pos	Elapsed	Lap Time	Pos	Elapsed
1	Wayne Lugo	1468	UNK	00:13:31.964	1	00:13:31.964	00:13:21.951	1	00:26:53.915	00:13:14.977	1	00:40:08.892	00:13:26.537	1	00:53:35.429						
2	Dustin Loppnow	1472	UNK	00:14:15.869	2	00:14:15.869	00:13:53.322	2	00:28:09.191	00:14:13.509	2	00:42:22.700	00:13:59.235	2	00:56:21.935						
3	Brett Michael	1419	UNK	00:14:57.973	3	00:14:57.973	00:14:49.452	3	00:29:47.429	00:15:05.597	3	00:44:53.022	00:15:20.526	3	01:00:13.548						
4	Jay Rossi	1492	UNK	00:15:18.453	4	00:15:18.453	00:15:07.017	5	00:30:25.470	00:15:29.075	4	00:45:54.545	00:15:07.313	4	01:01:01.858						
5	Ryan Jubera	1418	UNK	00:16:13.835	7	00:16:13.835	00:15:29.231	6	00:31:43.066	00:15:19.762	5	00:47:02.828	00:15:15.675	5	01:02:18.503						
6	Brandon Blust	1499	UNK	00:31:54.687	14	00:31:54.687	00:15:42.476	12	00:47:37.163	00:11:42.360	10	00:59:19.523	00:04:43.250	6	01:04:02.773						
7	Dan Colett	1481	UNK	00:15:21.794	5	00:15:21.794	00:14:46.253	4	00:30:08.047	00:21:32.805	8	00:51:40.852	00:15:16.861	7	01:06:57.713						
8	Byron Rayburn	1407	UNK	00:16:42.770	9	00:16:42.770	00:16:37.934	8	00:33:20.704	00:16:42.754	7	00:50:03.458	00:17:14.640	8	01:07:18.098						
9	Jensen Manabat	1446	UNK	00:17:33.498	11	00:17:33.498	00:17:10.600	9	00:34:44.098	00:17:21.598	9	00:52:05.696	00:18:06.058	9	01:10:11.754						
10	Kevin Ramsey	1411	UNK	00:16:16.499	8	00:16:16.499	00:16:06.297	7	00:32:22.796	00:16:13.598	6	00:48:36.394									
11	Rylee Walker	1483	UNK	00:17:44.188	12	00:17:44.188	00:18:35.371	10	00:36:19.559												
12	Nick Faulks	1491	UNK	00:19:23.652	13	00:19:23.652	00:25:14.918	11	00:44:38.570												
13	Tim Miller	1488	UNK	00:15:41.083	6	00:15:41.083															
14	Mitchel Fries	1420	UNK	00:17:02.381	10	00:17:02.381															



SNORE Battle at Primm H7 Sunday

Primm

February 11, 2018

Class 2000

Finish	Name	Nbr	Brand	Lap 1		Lap 2		Lap 3		Lap 4		Lap 5		Lap 6	
				Lap Time	Pos	Elapsed	Lap Time	Pos	Elapsed	Lap Time	Pos	Elapsed	Lap Time	Pos	Elapsed
1	Mike Bach	2003	UNK	00:15:22.624	1	00:15:22.624	00:15:19.544	1	00:30:42.168	00:15:39.777	1	00:46:21.945	00:15:42.897	1	01:02:04.842
2	Bobby Newman	2022	UNK	00:18:28.404	5	00:18:28.404	00:18:51.657	6	00:37:20.061	00:18:54.419	5	00:56:14.480	00:19:58.597	2	01:16:13.077
3	Chris Hudson	2066	UNK	00:19:49.929	9	00:19:49.929	00:19:57.146	7	00:39:47.075	00:20:26.911	6	01:00:13.986	00:21:39.841	3	01:21:53.827
4	Brian Burt	2062	UNK	00:18:44.139	8	00:18:44.139	00:28:30.013	9	00:47:14.152	00:18:54.091	8	01:06:08.243	00:19:19.721	4	01:25:27.964
5	Austen Sieracki	2019	UNK	00:20:10.660	10	00:20:10.660	00:20:18.253	8	00:40:28.913	00:23:35.172	7	01:04:04.085	00:25:26.572	5	01:29:30.657
6	Kevin Baugh	2073	UNK	00:15:34.869	2	00:15:34.869	00:15:27.313	2	00:31:02.182	00:15:30.105	2	00:46:32.287			
7	Aaron Baker	2071	UNK	00:18:31.851	7	00:18:31.851	00:18:13.717	5	00:36:45.568	00:18:13.235	3	00:54:58.803			
8	Tyler Denny	2042	UNK	00:18:30.429	6	00:18:30.429	00:17:55.497	4	00:36:25.926	00:19:27.053	4	00:55:52.979			
9	Jack Bassett	2020	UNK	00:39:12.113	11	00:39:12.113	00:19:08.380	10	00:58:20.493	00:19:08.958	9	01:17:29.451			
10	Justin Anderson	2077	UNK	00:15:55.993	3	00:15:55.993	00:15:48.076	3	00:31:44.069						
11	Joey Miller	2099	UNK	00:17:30.791	4	00:17:30.791									

